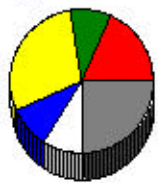


Category	Value
Number of Persons	63519.0
Number of Households	28249.0
Percent Children	8.0
Per Capita Income	15268.8
Average Gross Rent	516.9
Ages 65 and over	15700.0
Graduate Degree	2072.0
Work Out OfState	214.0
Wood	76.0
Well Water	275.0

Category	Value
Number of Families	17569.0
Persons Per Household	2.3
Average Household Income	28091.9
Average Year Built	1969.5
Average Home Value	86117.4
Laborer	3252.0
College	3636.0
Other Rural	0.0
Renter	9705.0

Age Distribution



11,963	Ages 0 to 17
6,118	Ages 18 to 24
18,682	Ages 25 to 44
6,036	Ages 45 to 54
6,240	Ages 55 to 64
15,700	Ages 65 and over

Occupation



7,194	Mgmt/Professional
10,688	Technical/Sales
4,112	Service Industry
351	Farming
3,353	Production
3,252	Laborer

Education - Highest Level Attained



2,853	9th Grade
8,770	12th Grade/no dip.
17,757	High School Diploma
12,065	Some College
3,766	Associate's Degree
5,493	Bachelor's Degree
2,072	Graduate Degree

Education - Current Enrollment




993	Preschool
6,959	Elementary/High School
3,636	College

Employment Location



25,591	Work In County
2,776	Work Out Of County
214	Work Out OfState

Property Classification



63,519	Urban
--------	-------

Home Heating Source



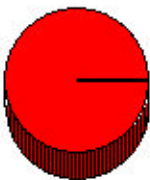
2,674	Natural Gas
24,459	Electric
1,004	Fuel Oil
76	Wood

Relationship of Occupant



18,604	Owner
9,705	Renter

Water Source



34,477	Public Water
275	Well Water

Sewer System



32,765	Public Sewer
1,914	Septic