

Category	Value
Number of Persons	91186.0
Number of Households	40803.0
Percent Children	17.9
Per Capita Income	15524.6
Average Gross Rent	522.8
Ages 65 and over	27541.0
Graduate Degree	4571.0
Work Out OfState	480.0
Wood	119.0
Well Water	534.0

Category	Value
Number of Families	27180.0
Persons Per Household	2.3
Average Household Income	30280.1
Average Year Built	1973.6
Average Home Value	95897.1
Laborer	2942.0
College	4577.0
Other Rural	0.0
Renter	9227.0

Age Distribution



17,037	Ages 0 to 17
5,729	Ages 18 to 24
22,629	Ages 25 to 44
9,593	Ages 45 to 54
10,105	Ages 55 to 64
27,541	Ages 65 and over

Occupation



10,706	Mgmt/Professional
16,013	Technical/Sales
5,185	Service Industry
491	Farming
3,734	Production
2,942	Laborer

Education - Highest Level Attained



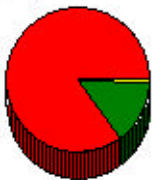
3,738	9th Grade
10,192	12th Grade/no dip.
25,120	High School Diploma
17,297	Some College
5,095	Associate's Degree
9,584	Bachelor's Degree
4,571	Graduate Degree

Education - Current Enrollment




1,575	Preschool
10,987	Elementary/High School
4,577	College

Employment Location



32,821	Work In County
5,196	Work Out Of County
480	Work Out OfState

Property Classification



91,186	Urban
--------	-------

Home Heating Source



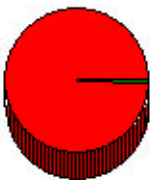
2,057	Natural Gas
36,937	Electric
1,288	Fuel Oil
7	Coal
119	Wood

Relationship of Occupant



31,269	Owner
9,227	Renter

Water Source



45,560	Public Water
534	Well Water

Sewer System



43,657	Public Sewer
2,371	Septic