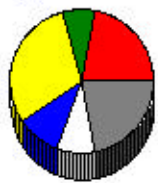


Category	Value
Number of Persons	80578.0
Number of Households	32785.0
Percent Children	21.6
Per Capita Income	12913.9
Average Gross Rent	501.5
Ages 65 and over	18156.0
Graduate Degree	2541.0
Work Out OfState	296.0
Wood	168.0
Well Water	190.0

Category	Value
Number of Families	22534.0
Persons Per Household	2.4
Average Household Income	26489.9
Average Year Built	1972.8
Average Home Value	67502.2
Laborer	4730.0
College	4178.0
Other Rural	0.0
Renter	6842.0

Age Distribution



17,850	Ages 0 to 17
6,470	Ages 18 to 24
24,725	Ages 25 to 44
8,077	Ages 45 to 54
7,182	Ages 55 to 64
18,156	Ages 65 and over

Occupation



8,754	Mgmt/Professional
13,428	Technical/Sales
4,384	Service Industry
469	Farming
5,241	Production
4,730	Laborer

Education - Highest Level Attained



3,975	9th Grade
12,148	12th Grade/no dip.
22,790	High School Diploma
12,774	Some College
4,450	Associate's Degree
5,932	Bachelor's Degree
2,541	Graduate Degree

Education - Current Enrollment




1,469	Preschool
10,515	Elementary/High School
4,178	College

Employment Location



33,423	Work In County
2,732	Work Out Of County
296	Work Out OfState

Property Classification



80,578	Urban
--------	-------

Home Heating Source



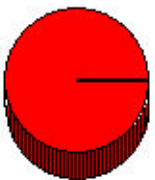
4,758	Natural Gas
25,541	Electric
2,036	Fuel Oil
168	Wood

Relationship of Occupant



25,857	Owner
6,842	Renter

Water Source



36,964	Public Water
190	Well Water

Sewer System



36,384	Public Sewer
748	Septic