

Category	Value
Number of Persons	6544.0
Number of Households	2633.0
Percent Children	4.5
Per Capita Income	17083.2
Average Gross Rent	551.2
Ages 65 and over	1268.0
Graduate Degree	328.0
Work Out OfState	21.0
Wood	18.0
Well Water	158.0

Category	Value
Number of Families	2032.0
Persons Per Household	2.7
Average Household Income	39955.8
Average Year Built	1972.8
Average Home Value	81520.0
Laborer	347.0
College	222.0
Other Rural	28.0
Renter	421.0

Age Distribution



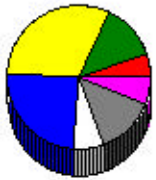
1,357	Ages 0 to 17
435	Ages 18 to 24
1,791	Ages 25 to 44
979	Ages 45 to 54
799	Ages 55 to 64
1,268	Ages 65 and over

Occupation



893	Mgmt/Professional
1,240	Technical/Sales
388	Service Industry
113	Farming
266	Production
347	Laborer

Education - Highest Level Attained



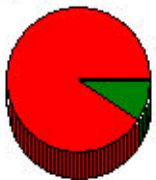
281	9th Grade
665	12th Grade/no dip.
1,628	High School Diploma
1,295	Some College
385	Associate's Degree
690	Bachelor's Degree
328	Graduate Degree

Education - Current Enrollment



109	Preschool
902	Elementary/High School
222	College

Employment Location



2,879	Work In County
289	Work Out Of County
21	Work Out OfState

Property Classification



6,516	Urban
28	Other Rural

Home Heating Source



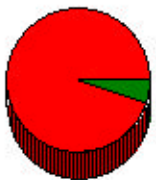
192	Natural Gas
2,385	Electric
19	Fuel Oil
18	Wood

Relationship of Occupant



2,250	Owner
421	Renter

Water Source



2,903	Public Water
158	Well Water

Sewer System



2,821	Public Sewer
228	Septic